

Response of Some Sunflower Hybrids (*Helianthus annuus* L.) to Different Nitrogen Fertilizer Rates and Plant Densities

Kandil A.A.¹, A.E. Sharief¹, A.M.A. Odam²

¹Agronomy Department, Faculty of Agriculture, Mansoura University, Egypt

²Department of Seed science, Ministry of Agriculture, Egypt

Corresponding Author: Prof. Ali M. Sharief Mansoura University, Egypt, 35516 El-Mansoura, Egypt

Tel: +20122986347 Fax: +22221688 sharief2005@yahoo.com

Abstract— In order to improve sunflower productivity, this investigation aimed to study the performance of some genotypes to different doses of nitrogen and plant population density on seed yield and yield components. Two field Experiments carried out on the Experimental Farm of the Sakha Agriculture Research Station during 2015 and 2016 seasons. The objective of this study aimed to investigate the performance of some sunflower hybrids to different nitrogen fertilizer rates and plant population densities to growth, yield components, seed yield and its quality. The results indicated that tallest plants, highest leaves number/plant, number of achenes/head and highest values of head diameter were obtained from MS.sirena F1 genotype. Biest Brima genotype recorded the highest values of leaf area. The highest weight of 1000 seed and seed yield/ha were recorded from Nsovak genotype. The increases in nitrogen fertilizer rates to 168 Kg N/ha produced tallest plants, thick stems (cm), the highest leaves number/plant, leaf area (cm²), number of achenes/head, head diameter (cm), 1000 achene weight (gm) and achene yield (Kg/ha) in both seasons. It could be observed that increasing nitrogen fertilizer from 72 to 168 Kg N/ha significantly increased seed yield by 12.0 and 11.6 % in the first and second seasons, respectively. Increasing hill spacing from 15, 20 and 25 cm produced thick stem, highest number of leaves/plant, highest values of leaf area, maximum number of achenes/head, head diameter and weight of 1000 achene. The tallest plants and highest and achene yield were produced from 20cm hill spacing. It could be concluded that increasing nitrogen fertilizer from 72 to 168 Kg N/ha and sown Nsovak genotype at dense hill spacing of 15 cm between plants maximized seed yield per unit area.

Keywords— Sunflower cultivars, nitrogen fertilizer rates, Plant population density.

I. INTRODUCTION

Sunflower (*Helianthus annuus* L.) plants the greatest significant oilseeds and occupies the fourth next to the soybean, palm oil and canola as an oil source. The cultivated area in Egypt is limited to old soils of Nile Valley and the Delta because its cultivation in it competes with other important summer crops like rice. Therefore, it could be cultivated on newly reclaimed soils in the desert area, for minimizing this existing gap between production and import of edible oil; we should grow sunflower crops preferably. For increasing sunflower productivity, oil content and total oil yield to this area are the major target of research programs. The hybrid S-278 erected out supreme for head diameters, seed numbers/head, weight of 1000-seed, seed yield. Maximum seed and oil percentage obtained from S-278 hybrid (Ali et al., 2012). The hybrid S-278 gave a higher seed yield/ha than Hysun-33 hybrid (Ali et al., 2014). The great seed yield (2.06 t/ha) produced from sown sunflower hybrid PSH 569, excelling SH 332' by 3.5% and PSFH 118 by 13.8 % (Parvender et al., 2014). The highest seed yield/ha, thousand seed weight and head diameters obtained from Isera cultivar; the high oil content, oil yield/ha and plant height observed from C-70165, Isera and Teknosol cultivars (Gul and Kara, 2015). The highest percentages of seed oil recorded in Hysun-33, SMH-0917 and SMH-0907. Overall Hysun-33, SMH-0917 and SMH-0907 hybrids achieved improved for plant height, head diameters, seed numbers/head and seed yield/ha (Iqrasset al., 2017). Sunflower Hysun38 hybrids excelled the other two hybrids in seed yield/ha and oil percentage (Nasim et al., 2017).

Nitrogen fertilizer considered as one of the elements that supplement the metabolic developments founded on protein, reproduced upsurge on vegetative, generative growth stage and seed production. Different varieties need different plant densities and nitrogen requirements for producing high seed and oil yields/ha. In this respect,

nitrogen fertilizer rates much exaggerated on seed numbers/head, yield to seed/head, weight of 1000–seeds, seed and oil yields/ha. Maximum seed and oil yields/ha produced from about 60 kg N/ha fertilization (Killi, 2004). Fertilization of nitrogen decidedly increased the growth and seed yields, but occasioned reduced seed oil content. Application of 200 kg nitrogen/ha recorded the highest seed yield/ha, because application of 150 kg nitrogen/ha produced the higher oil yield/ha (Al-Thabet, 2006). Fertilization of nitrogen at levels of 150 kg/ha produced the highest yield/ha of achene which followed with nitrogen fertilization at a level of 125 kg N/ha while the lowest seed yield/ha obtained from fertilization of nitrogen at the rate of 100 kg N/ha (Jahangir et al., 2006). The greatest seed yield/ha was gotten from nitrogen fertilization at a rate of 50 kg N/ha for DW-2 cultivar and nitrogen fertilization at a rate of 80 kg N/ha for DW-2 and Trakya-80 cultivars. (Süzer, 2010). Seed yield and its attributes significantly increased, but decreased oil percentage with increasing nitrogen fertilizer rates (Naseem et al. 2011). The increases in rates of nitrogen had a significant effect and recorded the tallest plants, the highest biological and seed yields/ha as well as seed oil percentage. Increasing nitrogen fertilizer rates of 225 kg/ha nitrogen were recorded the most of study traits (Mollashahi et al., 2013). Each nitrogen increase improves seed yield and its attributes, seed oil percentage were enviably affected (Awais et al., 2015). Plant density is among the factors affecting sunflower yield and seed oil percentages. Maximum yields to achenes obtained from an increasing sunflower population of a certain level. Optimum population depends on cultural, environmental and field management factors (Weiss, 2000). Sunflower hybrids, plant height reduced retarded improved to high plant populations than the standard and tall hybrids did (Johnson, 2002). The wider of hill spacing improve stem and head diameters, and weight of the seed/head, but the narrow hill spacing significantly increased plant height, seed and oil yields/fed (Allam et al., 2003). With the increase in plant populations per unit area significantly decreased head diameters, number and seed weight/head and a higher plant density of a boundary insignificantly effect of yield of achene/ha (Majiri and Arzani, 2003). The less plant population density produced the more head diameter, the higher seed number/head and seed yield/head as well as the heaviest of 1000–seed weight while, the more plant population densities produced the higher oil percentage, seed and oil yields/ha (Killi, 2004). Hill spacing influenced most studied traits, except oil content. Sown at 25 cm hills spacing was the suitable hill spacing, but the higher or the lower hill spacing had an undesirable result of seed and oil yields/ha. Application of nitrogen

fertilizer evidently improved both growth and seed yield, nevertheless caused decreases in the percentage of oil (Al-Thabet, 2006). Maximum yield to achene yield and its attributes as well as oil percentage produced from the optimum with 60 x 20 cm. The lowest seed and oil yields/ha logged with planting decoration of 45 x 10 cm (Asghar et al., 2007). Seed oil yields reduced with increasing plant population densities, while higher plant populations (Ishfaq et al., 2009) did not exaggerate the percentage of oil in the seed. Increasing plant population densities significantly reduced weight of 1000–seed and head diameters. The greatest seed yield in both studied hybrids produced from hill spacing of 15 x 70 cm (Süzer, 2010). Sow sunflower plants at hill spacing of 22.5 cm recorded the most suitable planting population density, which recode the greatest of achene yield/ha, while the loss of hill spacing (17.5 cm and 20 cm) caused reduce of seed yield/ha (Ali et al., 2011). Plant population density significantly differed from plant height, the diameters of the stem and head, the weight of achenes, weight of 100–seed and seed yield ha. The highest of seed yield/ha obtained by plant density of 48000 plants/ha in studying seasons (Radwan et al., 2013).

In order to get the greatest seed and oil yield/ha, it can conclude that confection (Inegöl) and oilseed, sunflower should sow in high populations with nitrogen fertilization with 60 kg N/ha (Killi, 2004). The hill spacing of 25 cm and nitrogen fertilization at a rate of 150–200 kg N/ha recorded highest seed and oil yields/ha (Al-Thabet, 2006). It could be noticed that hill spacing at 10 cm and fertilization of nitrogen at a rate of 60 kg N/fed maximized seed and oil yields/fed (Osman and Awed, 2010). Under studied hybrids, increasing plant population densities significantly reduced weight of 1000–seed and diameter of the heads. Nitrogen and plant population influenced seed yield and its attributes of different hybrids (Süzer, 2010). In view of the superiority, over 22.5 cm hills spacing for both Hysun-38 hybrid recorded the high productivity. FH-331 hybrid recorded the lowest in seed yield compared to with Hysun-38 hybrid (Ali et al., 2011). Higher seed yield/ha recorded from sown at 20 cm hill spacing and 125 kg N/ha nitrogen fertilizer application (Ali et al., 2012). Maximum seed yield produced with increases of plant population and the highest rate of nitrogen fertilization (Ali et al., 2013). Highest plant density increased seed oil percentage with sunflower. Similar results recorded with increasing nitrogen application phenological duration and achene yield/ha were increased, but the seed oil percentage reduced (Ali et al., 2014). Nitrogen fertilization at a rate of 150 kg N/ha in 83,333 plants/ha plant population was the better treatment to extreme seed yield (Awais et al., 2015). Nasim et al. (2017)

summarized that Hysun-38 hybrid maximized seed yield/ha by fertilization of nitrogen at a rate of 180 kg N/ha. Therefore, the purposes of this study evaluating the outcome of plant population density of some sunflower hybrids at different application of nitrogen fertilizer rates on growth, seed yield, yield components, its seed quality, and the interaction effects among population densities of some hybrids at different nitrogen fertilization rates on seed yield and seed quality.

II. MATERIALS AND METHODS

2.1. Research time and location:

Two field Experiments carried out on the Experimental Farm of the Sakha Agriculture Research Station, ARC Egypt during the two consecutive summer seasons (2015 and 2016). A split-split plot of RCBD with four replication used. The main plots assigned to the three sunflower cultivars (Nsovak, MS.Sirena F1, BiestBrima), while the three nitrogen fertilizer rates (72, 120 and 168 Kg N/ha) which arranged in the sub-plot and the three hills spacing (15, 20 and 25 cm apart) were assigned to the sub-sub plot. Each experimental unit contained of five ridges with 3 m in length and 60 cm between hills. The size of each sub-plot was 12m². The middle two rows used for determining seed yield and its components. Seeds of the studied sunflower cultivars obtained from the Field Crops Research Institute, A.R.C. Giza Egypt. The preceding crop was wheat. Analyses of chemical and physical properties of the experimental soil (0 to 30 cm depth) carried out according to the methods reported by Page et al. (1982). The soil was loamy clay in texture, the pH was 7.6, 7.8, organic matter was 4.9, 5.1%, 7.9, 7.6, E.C. dS/m⁻¹ available nitrogen was 15.9 and 16.8 ppm and available phosphorus was 40.6 and 39.8 ppm of both seasons, respectively. After plotting and before the planting, sulfate of potassium (48 % K₂O) at a rate of 120 kg/ha and 240 kg/ha as calcium super-phosphate (15.5 % P₂O₅) supplied to experimental plots. Nitrogen at above rates of the form of ammonium nitrate (33.5 % N) added in two equal portions before the first and third irrigations.

2.2. Studied Characters:

Ten guarded plants occupied at harvest time from the 2nd and 3th ridges in each sub-plot to estimate plant height (cm), stem diameters (cm), number of leaves/plant, leaf area per plant (cm²), achene diameter (cm), achene weight (g), weight of 1000 seed (g), seed yields/head and per hectare. Leaf area per plant (cm²) It was determined according to the equation of **Schneiter (1978)**:
 $LA = [(L \times W) \times 0.6683] - 2.45$

Where L = Maximum length of the leaf, W = Maximum width of the leaf.

2.3. Experimental analysis:

The analysis of data collected done, statistically by the analysis of variance technique using the MSTAT-C statistical package programmed as described by a procedure of Gomez and Gomez (1991). Least significant differences test (LSD) at 5 and 1 % level of probability used to compare between treatment means according to Snedecor and Cochran (1980).

III. RESULTS AND DISCUSSIONS

3.1. Performance of cultivars:

Average of plant height (cm), leaves number/plant and leaf area (cm²), number of achenes/head, head diameter (cm), 1000 achene weight (gm) and achene yield (Kg/ha) significantly differed in studied sunflower cultivars in both seasons as presented in Tables 1 and 2. However, stem diameter (cm) insignificantly affected in both seasons.

It could state that tallest plants (136.6, 138.4 cm), highest leaves number/plant (21.7, 21.7), number of achenes /head (869.7, 881.0 achenes /head) and highest values of head diameter (17.1, 16.86 cm) were obtained from MS.sirena F1 genotype in the first and second seasons, respectively. Meanwhile, Biest Brima genotype recorded the highest values of leaf area (178.8, 177.8 cm²) in the first and second seasons, respectively. However, Nsovak genotype recorded the lowest values of plant height (cm), leaves number/plant and leaf area (cm²), number of achenes/head and head diameter in both seasons. Whereas, the highest weight of 1000 seed (56.31, 56.40 g) and highest seed yield per hectare (3397.8, 3402.4 kg/ha) were recorded from Nsovak genotype in the first and second seasons, respectively. The results clearly indicated that Biest Brima genotype recorded the lowest seed yield/ha and MS.sirena F1 genotype the lowest of 1000 achene weight in both seasons. The differences between studying genotypes in seed yields may attributed to the genotype genetics. The highest percentages of seed oil recorded in Hysun-33, SMH-0917 and SMH-0907. Overall Hysun-33, SMH-0917 and SMH-0907 hybrids achieved improved for plant height, head diameters, achene numbers/head and achenes yield/ha (**Igrasan et al., 2017**). The variances in sunflower hybrids seed yield and its components may be due to the genetic factors. These results in line with those reported by **Ergen and Saglam (2005)** and **Smiderle et al. (2007)**. Many investigators such as **Ali et al. (2012)**, **Parvender et al. (2014)**, **Gul and Kara (2015)** and **Nasim et al. (2017)**, reported similar observations.

3.2. Effect of nitrogen fertilizer rates:

Average of plant height (cm), stem diameter (cm), leaves number/plant, leaf area (cm²), number of achenes/head, head diameter (cm), 1000 achene weight (gm) and achene yield (Kg/ha) as affected by nitrogen fertilizer rates

significantly affected as presented in Tables 1 and 2. Increasing nitrogen fertilizer rates from 72, 120 and 168 Kg N/ha significantly increased plant height (cm), stem diameter (cm), leaves number/plant, leaf area (cm²), number of achenes/head, head diameter (cm), 1000 achene weight (gm) and achene yield (Kg/ha) in both seasons. Increasing nitrogen fertilizer rates up to 168 Kg N/ha produced the tallest plants (136.8, 137.5 cm), thickness stem (1.83, 1.98 cm), highest number of leaves/plant (22.2, 22.5), highest values of leaf area (191.7, 186.1 cm²), maximum number of achenes/head (845.5, 860.4), head diameter (17.68, 17.97 cm), weight of 1000 achene (55.04, 55.93 g) and achene yield (3537.9, 3530.7 Kg/ha) Increasing nitrogen fertilizer rates up to 168 Kg N/ha in the first and second seasons, respectively. It could be observed that increasing nitrogen fertilizer from 72 to 168 Kg N/ha significantly increased seed yield by 12.0 and 11.6 % in both seasons, respectively. Studied trials increased due to increases of nitrogen fertilization levels, this increase could be the effect of nitrogen encouraging the growth, seed yield and its attributes. Nitrogen fertilization significantly affected growth, physiological and metabolic procedures of sunflower

(Massignam et al., 2009). Growth traits, seed yield and its attributes increased with increases in nitrogen fertilizer rates due to the role of nitrogen in motivating development. Nitrogen fertilizer is an essential of the proteins and nucleotides that are vital to the metabolic purpose of sunflower (Salisbury and Ross, 1994). Nevertheless, increasing nitrogen fertilizer rates was reduced the oil percentage (Nasim et al., 2012). A reduction in growth and less translocation of photo-assimilates from source to sink organs of the sunflower crop due to deficiency of nitrogen fertilizer (Nasim et al., 2017). Dry matter, seed yield and its attributes improved due to increases in nitrogen fertilizer levels, but oil percentage was decreased (Hussain et al., 2011 and Naseem et al., 2011). A significant effect on plant height, biological and seed yields/ha and seed oil percentage with increasing nitrogen fertilizer rates. Increasing nitrogen fertilizer rates of 225 kg/ha nitrogen recorded the most of study traits (Mollashahi et al., 2013). Others Osman and Awed (2010), Süzer (2010), reported similar results. Ali et al. (2011), (2012), (2013) and (2014) as well as Awais et al. (2015).

Table.1: Average of plant height (cm), stem diameter (cm), leaves number/plant and leaf area (cm²) as affected by sunflower cultivars, nitrogen fertilizer rates and hill spaces in both seasons.

Characters Treatments	Plant height (cm)		Stem diameter (cm)		Leaves number/plant		Leaf area (cm ²)	
	2014	2015	2014	2015	2014	2015	2014	2015
A-Sunflower Cultivars:								
Nsovak	129.4	129.1	1.77	1.69	19.6	20.1	160.4	160.0
MS.sirena F1	136.6	138.4	1.75	1.81	21.7	21.7	169.4	165.4
Biest Brima	133.5	135.2	1.81	1.89	21.4	21.7	178.8	177.8
F. test	*	*	N.S	N.S	*	*	*	*
LSD at 5%	0.5	0.7	--	--	0.7	0.6	3.0	3.1
B-Nitrogen fertilizer rates:								
72 kg N/ha	127.9	129.0	1.53	1.66	19.4	19.8	146.5	149.1
120 kg N/ha	134.9	135.8	1.80	1.81	21.2	21.3	171.2	168.1
168 kg N/ha	136.8	137.5	1.83	1.98	22.2	22.5	191.7	186.1
F. test	*	*	*	*	*	*	*	*
LSD at 5%	0.5	0.7	0.07	0.05	0.7	0.6	3.0	3.1
C-Hill spacing:								
15 cm apart	141.5	142.2	1.40	1.54	20.8	20.9	149.4	150.2
20 cm apart	133.9	125.3	1.77	1.83	20.9	21.2	167.2	165.7
25 cm apart	124.2	124.8	2.00	2.07	21.0	21.6	191.9	187.3
F. test	*	*	*	*	*	N.S	*	*
LSD at 5%	0.8	0.7	0.07	0.06	0.6	--	4.3	2.7
D-Interaction F-Test:								
A x B	*	*	N.S	N.S	N.S	N.S	*	*
A x C	*	*	N.S	N.S	*	*	*	*
B x C	*	*	N.S	N.S	N.S	N.S	*	*
A x B x C	N.S	N.S	N.S	N.S	N.S	N.S	N.S	N.S

3.3. Effect of hill spacing:

Means of plant height (cm), stem diameter (cm), leaf area (cm²), number of achenes/head, head diameter (cm), 1000 achene weight (gm) and achene yield (Kg/ha) as affected by nitrogen fertilizer rates significantly affected as presented in Tables 1 and 2 in both seasons except leaves number/plant was significantly affected only in the first season. Increasing hill spacing from 15, 20 and 25 cm significantly increased stem diameter (cm), leaves number/plant, leaf area (cm²), number of achenes/head, head diameter (cm) and 1000 achene weight (gm), but, decreased plant height and achene yield (Kg/ha) in both

seasons. Increasing hill spacing from 15, 20 and 25 cm produced thickness stem (2.00, 2.07 cm), highest number of leaves/plant (21.0, 21.6), highest values of leaf area (191.9, 187.3 cm²), maximum number of achenes/head (894.1, 907.8), head diameter 18.30, 18.31 cm) and weight of 1000 achene (57.69, 57.88 g). However the lowest stem diameter (cm), leaves number/plant, leaf area (cm²), number of achenes/head, head diameter (cm) and 1000 achene weight (gm) were produced from less hill space (20 cm). The tallest plants (141.5, 142.2 cm) and highest and achene yield (3629.6, 3649.6 Kg/ha) were produced from 20cm hill spacing.

Table.2: Average of number of achenes/head, head diameter (cm), 1000 achene weight(gm) and achene yield (Kg/ha) as affected by sunflower cultivars nitrogen fertilizer rates and hill spaces in both seasons.

Characters Treatments	Number of achenes/head		Head diameter (cm)		1000 achene weight		Achene yield/ kg/ha	
	2014	2015	2014	2015	2014	2015	2014	2015
A-Sunflower Cultivars:								
Nsovak	751.3	774.5	15.33	15.46	56.31	56.40	3397.8	3402.4
MS.sirena F1	869.7	881.0	17.10	16.86	48.89	49.21	3359.5	3288.9
Biest Brima	806.9	812.7	17.00	17.26	52.31	53.40	3293.4	3297.9
F. test	*	*	*	*	*	*	*	*
LSD at 5%	15.0	12.9	0.25	0.07	0.65	0.95	28.3	25.90
B-Nitrogen fertilizer rates:								
72 kg N/ha	768.4	792.4	15.31	15.39	48.91	48.86	3113.2	3122.1
120 kg N/ha	814.1	815.4	16.43	16.24	53.58	54.22	3399.6	3336.5
168 kg N/ha	845.5	860.4	17.68	17.96	55.04	55.93	3537.9	3530.7
F. test	*	*	*	*	*	*	*	*
LSD at 5%	15.0	13.0	0.25	0.07	0.65	0.95	28.3	25.9
C-Hill spacing:								
15 cm apart	732.3	741.1	14.64	14.64	47.07	47.80	3629.6	3649.6
20 cm apart	801.5	819.3	16.64	16.65	52.74	53.33	3330.2	3330.5
25 cm apart	894.1	907.8	18.30	18.31	57.69	57.88	3029.5	3070.7
F. test	*	*	*	*	*	*	*	*
LSD at 5%	15.7	13.2	0.32	0.11	1.01	1.02	34.2	23.5
D-Interaction F-Test								
A x B	N.S	N.S	*	*	N.S	N.S	*	*
A x C	*	*	*	*	*	*	*	*
B x C	*	*	*	*	N.S	N.S	*	*
A x B x C	N.S	N.S	N.S	N.S	N.S	N.S	N.S	N.S

The shortest plants and lowest achene yield kg/ha was obtained from wide space (25 cm). The increases of these characters may be due to the sufficiency of environmental conditions reflected less competition between plants in wide spacing due to increases in light penetration within sunflower canopies that improved assimilation rate and oil creation. Plant population density significantly differed from plant height, the diameters of the stem and head, the weight of achenes, weight of 100-seed and seed yield ha. The highest of seed yield/ha obtained by plant

density of 48000 plants/ha in studying seasons (**Radwan et al., 2013**). The wider plant spacing of 25 cm seems to a good compromise between the highest seed yield/fad and good acid composition of the oil (**Abd El-Satar et al., 2017**). Similarly, others reported accordance results such as **Osman and Awed (2010)**, **Süzer (2010)**, **Ali et al. (2011)**, **(2012)**, **(2013)**, **(2014)** and **Nasim et al. (2017)**.

3.4. Interaction Effects:**3.4.1. Interaction between cultivars and nitrogen fertilizer rates:**

Cultivars and nitrogen fertilizer rates interaction significantly affected plant height (cm), leaf area (cm²), head diameter (cm) and achene yield (kg/ha), however, insignificantly affected stem diameter (cm), leaves number/plant, number of achenes/head and 1000 achene weight (gm) in both seasons as presented in Tables 1 and 2. The results graphically illustrated in Figs. 1 the effect of the interaction between genotype and nitrogen fertilization rates on plant height, the results clearly showed that sown MS.sirena F1 genotype and addition of nitrogen fertilizer at 168 kg N/ha recorded the tallest plants (140.2, 141.5 cm). The highest values of leaf area (217.62, 209.88cm²) and the thick heads (18.53, 18.98 cm) were obtained from sown Biest Brima genotype when fertilized with 168 kg N/ha in both seasons, respectively as graphically demonstrated in Figs 2 and 3. The highest achene yield (3588.8, 3608.5 kg/ha) was obtained from sown Nsovak genotype at higher nitrogen rates 168 N/ha as graphically illustrated in Fig 4 in both seasons, respectively. While, the lowermost values from

plant height (cm), leaf area (cm²), head diameter (cm) and achene yield (kg/ha) were recorded from sown Nsovak genotype when fertilized with the lowest nitrogen fertilizer (72 kg/ha) in both seasons. Highest seed yield/ha produced from sown Hysun-38 by nitrogen fertilizer supply at the rate of 180 kg N/ha (Nasim et al., 2017)

3.4.2. Interaction between cultivars and hill spacing:

The interaction between cultivars and hill spacing significantly affected plant height (cm), leaf area (cm²), achene numbers/head, diameter of head (cm), 1000-achene weight (g) and achene yield (Kg/ha), except, stem diameter (cm) and leaves number/plant, in both seasons as presented in Tables 1 and 2. The results graphically illustrated in Fig. 5 indicated that the effect of the interaction cultivars and hill spacing on plant height, the tallest plants was produce from sown MS.sirena F1 genotype at hill spacing of 15 cm (145.1, 147.0 cm) in both seasons. The shortest plant was obtained from sown Nsovak genotype at wider hill spacing (25.0 cm).

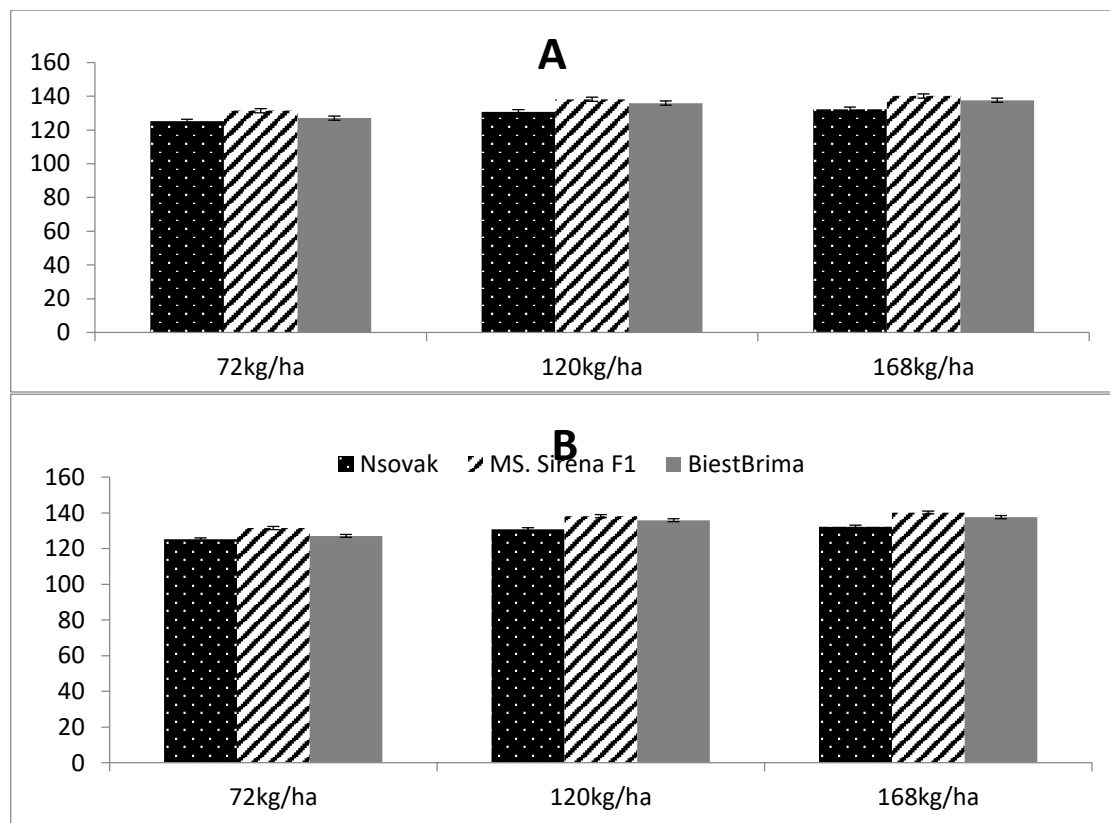


Fig. 1: Average of plant height (cm) as affected by interaction between sunflower cultivars and nitrogen fertilization during two season (A) 2014 and (B) 2015.

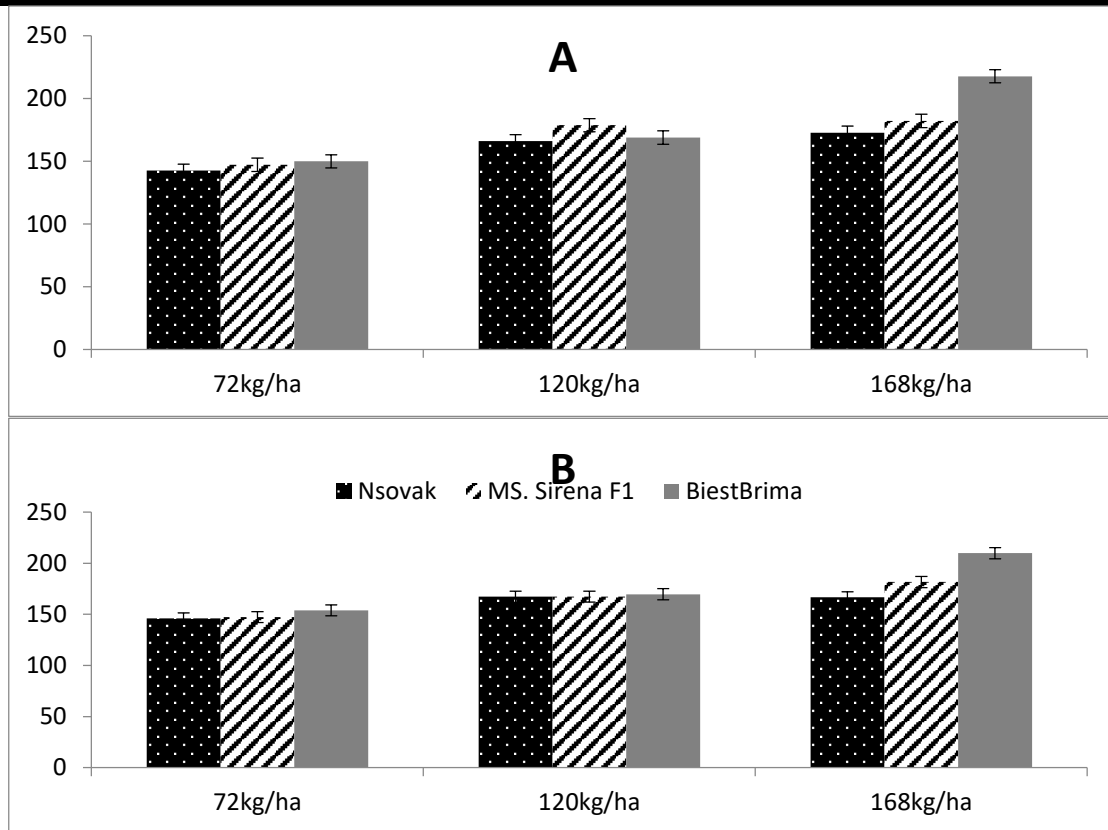


Fig.2: Average of leaf area (cm²) as affected by interaction between sunflower cultivars and nitrogen fertilization during two season (A) 2014 and (B) 2015.

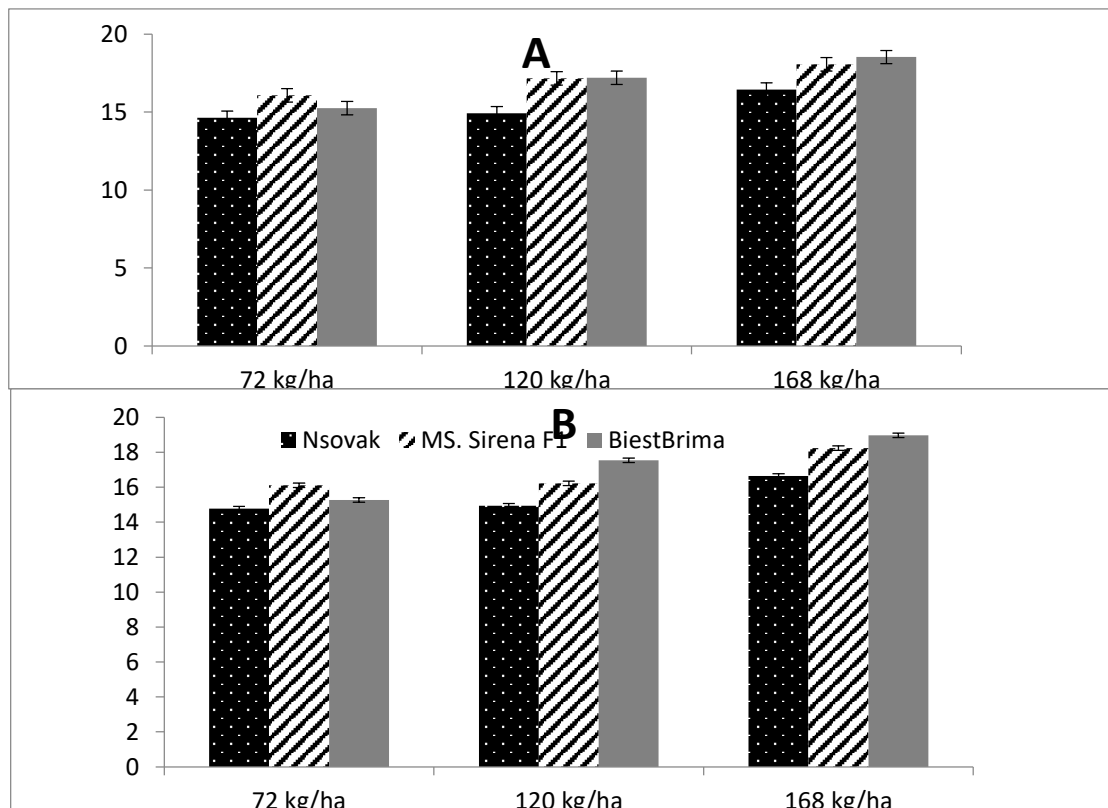


Fig. 3: Average of head diameter (cm) as affected by interaction between sunflower cultivars and nitrogen fertilization during two season (A) 2014 and (B) 2015.

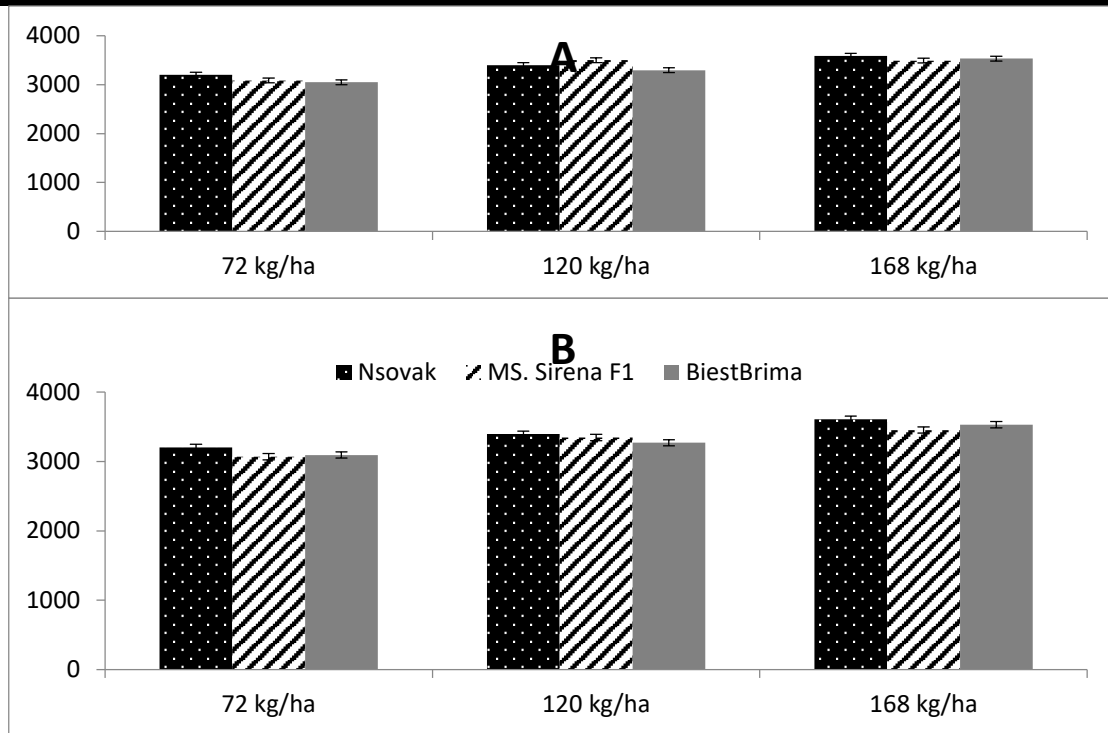


Fig. 4: Average of Achene yield/ ha (kg) as affected by interaction between sunflower cultivars genotypes and nitrogen fertilization during two season (A) 2014 and (B) 2015.

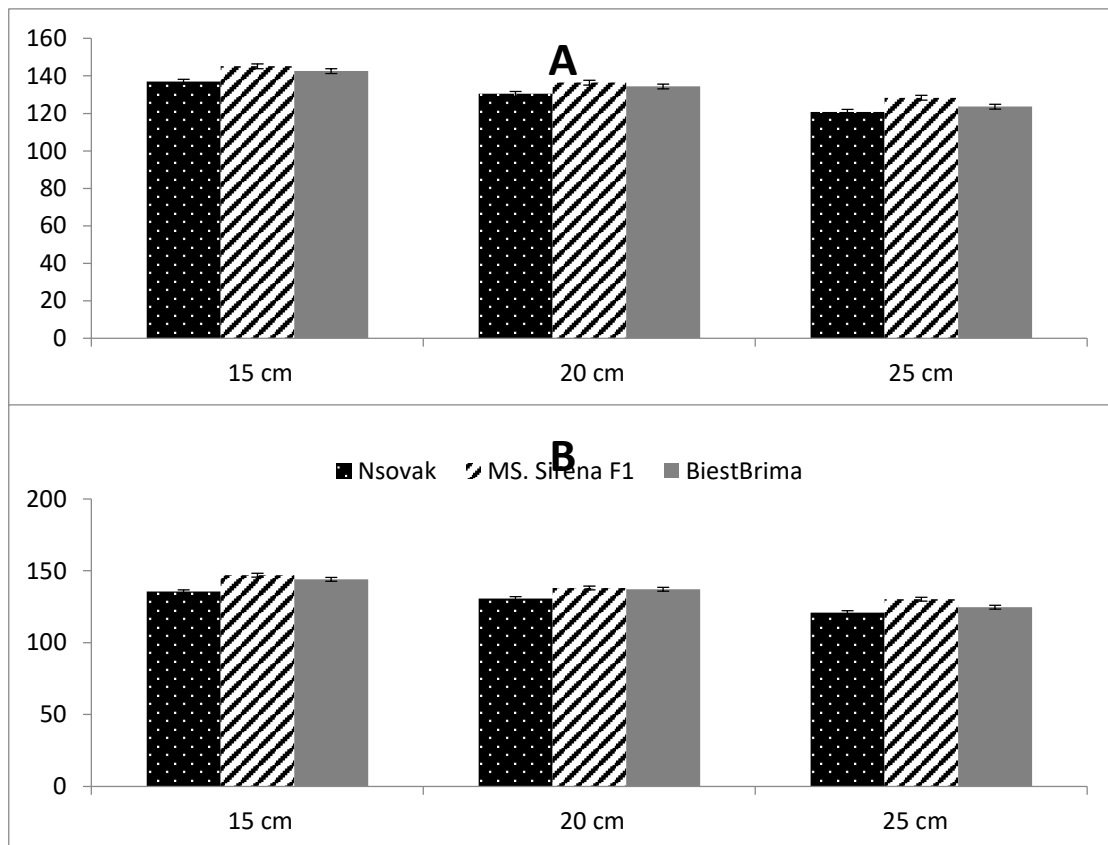


Fig. 5: Average of plant height (cm) as affected by interaction between sunflower cultivars genotypes and hill spacing during two season (A) 2014 and (B) 2015.

Data presented in Figs. 6, 7 and 8 showed the interaction between cultivars and hill spacing effects on leaf area and

number of achenes/head. In both seasons. The results indicated that the highest values of leaf area (209.31,

196.61 cm²), number of achenes/head (1042.7, 1054.8), head diameter (19.33, 18.96 cm) were recorded from sown MS.sirena F1 at wider hill spacing (25 cm) in both seasons, respectively. In addition, the highest weight of 1000 achenes (60.7, 61.2 g) from sown Nsovak genotype graphically illustrated in Fig. 9. However, the lowest values of plant height (cm), leaf area (cm²), achene numbers/head, diameter of head (cm), 1000-achene weight (g) were produced from sown Nsovak genotype at

wider hills (25 cm). Results demonstrated in Fig. 10 clearly indicated that maximum achene yield (1558.7, 1520.9 kg/ha) produced from sown Nsovak genotype at dense hills (15 cm) in both seasons, respectively. The less yield obtained from sown Biest Brima genotype at wider hills (25 cm). In view of the superiority, over 22.5 cm hills spacing for both Hysun-38 hybrid recorded the high productivity. FH-331 hybrid recorded the lowest in seed yield compared to with hysun-38 hybrid (Ali et al., 2011).

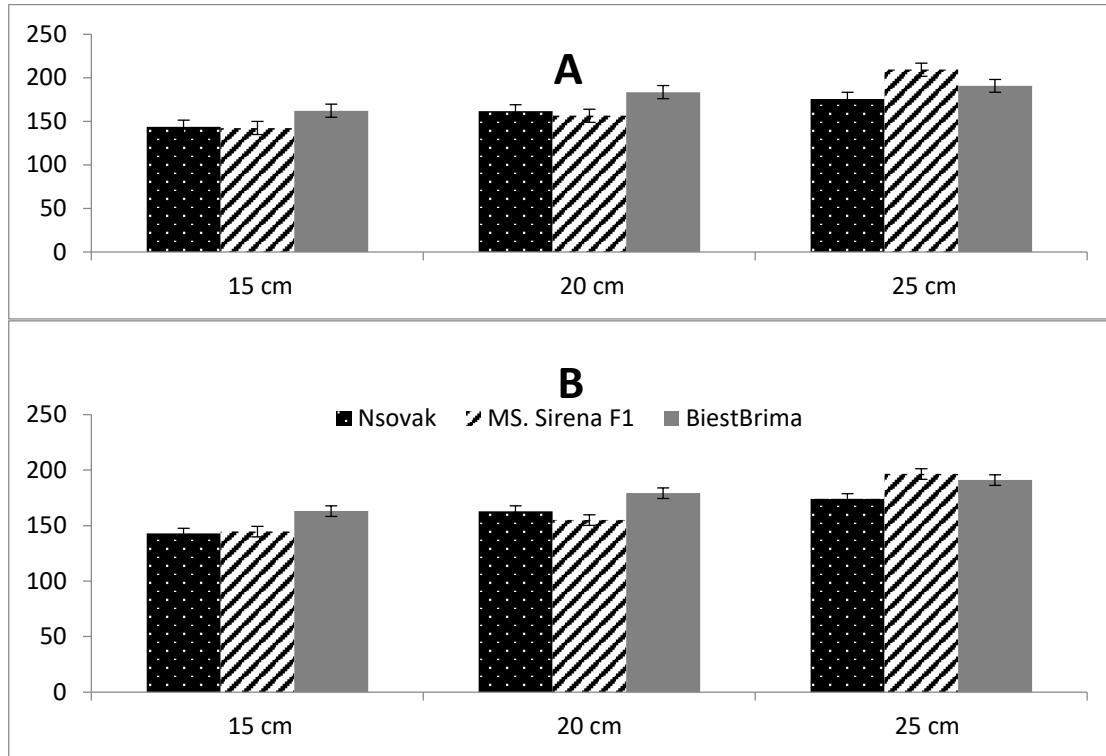


Fig. 6: Average of leaf area (cm²) as affected by interaction between sunflower cultivars genotype and hill spacing during two season (A) 2014 and (B) 2015.

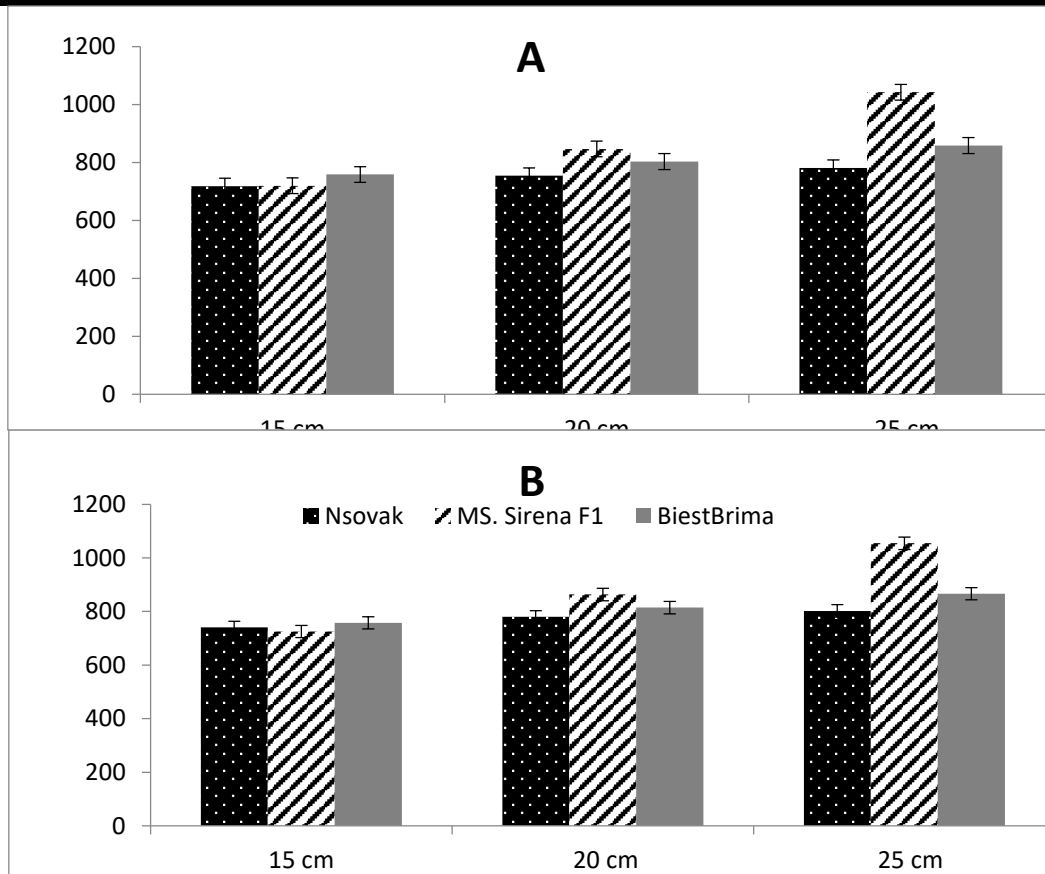


Fig. 7: Average of number of achenes /head as affected by interaction between sunflower cultivars and hill spacing during two season (A) 2014 and (B) 2015.

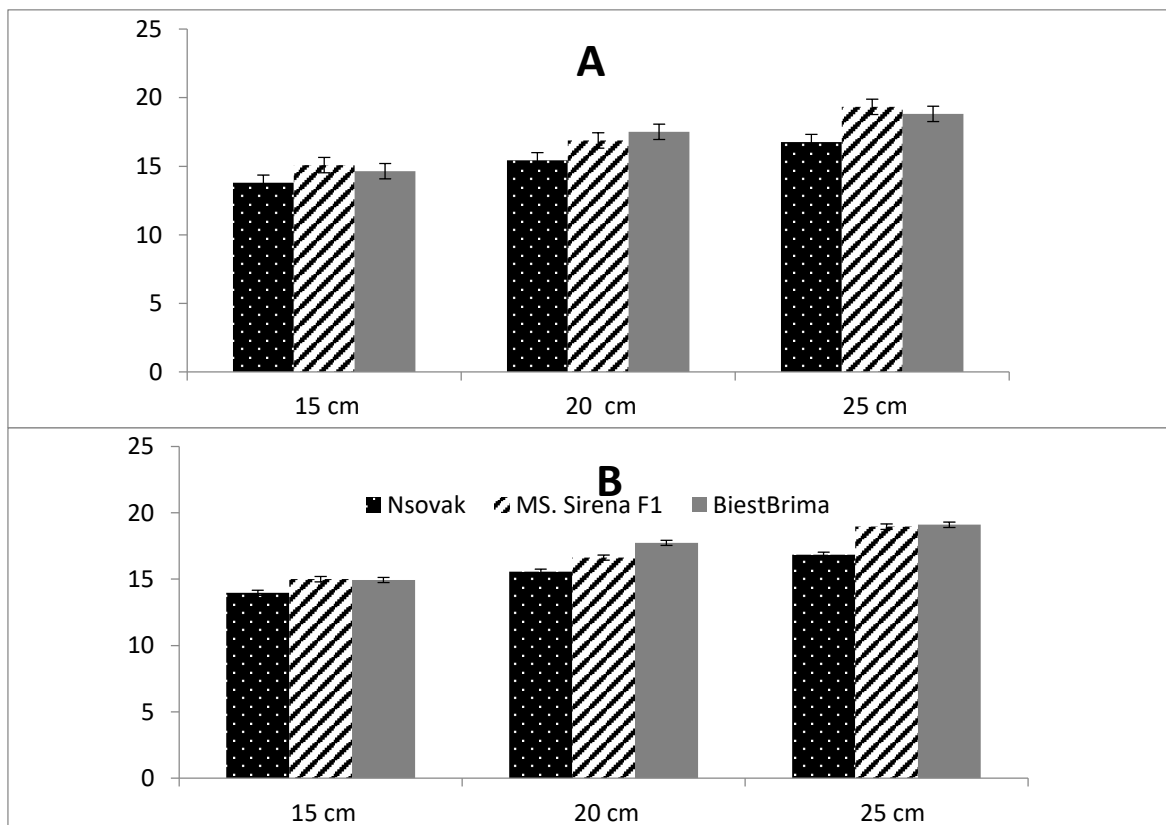


Fig. 8: Average of head diameter (cm) as affected by interaction between sunflower cultivars and hill spacing during two season (A) 2014 and (B) 2015.

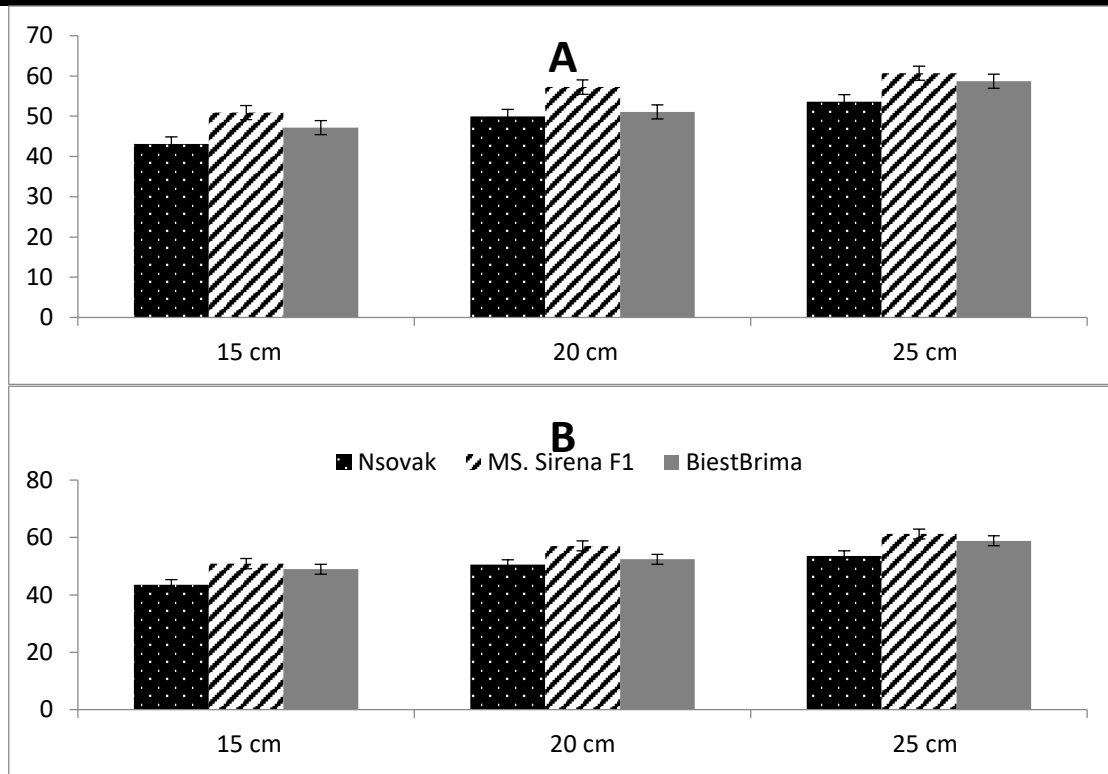


Fig. 9: Average of thousand achenes weight (g) as affected by interaction between sunflower cultivars and hill spacing during two season (A) 2014 and (B) 2015.

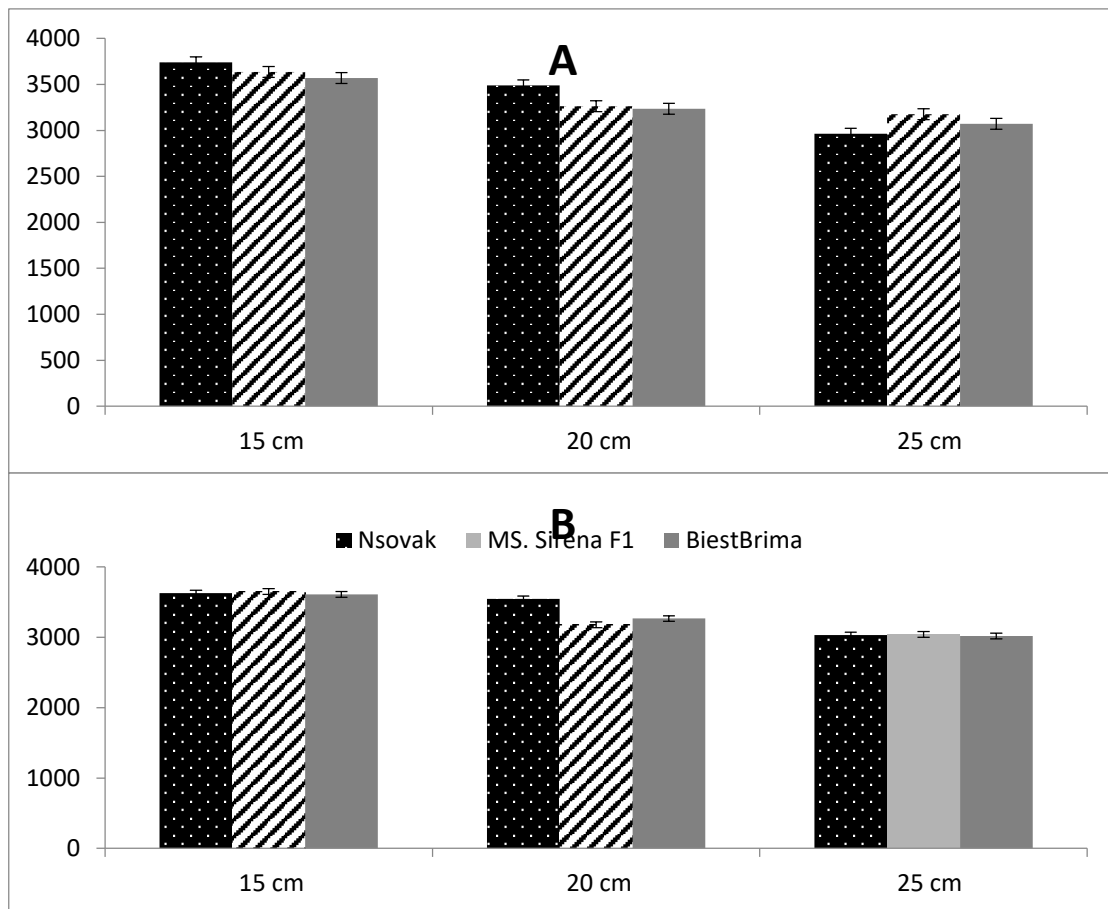


Fig. 10: Average of achene yield/ ha (kg) as affected by interaction between sunflower cultivars and hill spacing during two season (A) 2014 and (B) 2015

3.4.3. Interaction between nitrogen fertilizer rates and hill spacing:

The interaction between nitrogen fertilizer rates and hill spacing significantly affected plant height (cm), leaf area (cm²), achene numbers/head, head diameter (cm), and achene yield (kg/ha), except, and stem diameter (cm), leaves number/plant and 1000 achene weight (g) in both seasons as presented in Tables 1 and 2. The results graphically illustrated in Fig. 11 indicated the interaction between nitrogen fertilizer rates and hill spacing effects on plant height, the tallest plants was produce from sown increasing nitrogen fertilizer up to 168 kg N/ha at dense hill spacing of 15 cm (144.7, 145.9 cm) in the first and second seasons, respectively. The results graphically demonstrated in Fig 12, 13 and 14 showed that the highest values of leaf area/plant (217.0, 209.5 cm²), number of achenes/head (936.8, 952.5) head diameter and (19.2, 19.6 cm) were obtained from nitrogen fertilizer up to 168 kg N/ha and increasing hill spacing to 25 cm in both seasons, respectively. However, the lowest values of leaf area/plant (cm²), number of achenes/head and head diameter were produced from reducing fertilizer to 72 kg N/ha at dense hill spacing of 15 cm in both seasons. In addition, the results in Fig. 15 showed that the highest

achene yield (3903.4, 3914.4 kg/ha) produced from increasing nitrogen fertilizer up to 168 kg N/ha and decreasing hill spacing to 15 cm between plants in both seasons, respectively. Sown sunflower plants at 25 cm hill spacing and fertilization of nitrogen at a rate of 150-200 kg N/ha had maximized seed and oil yields/ha (Al-Thabet, 2006). Seed yield in addition, its attributes significantly affected by nitrogen fertilizer and plant population densities on of different-height sunflower hybrids (Süzer, 2010). Hill spacing at 10 cm and fertilization of nitrogen at a rate of 60 kg N/fed maximized seed and oil yields/fed (Osman and Awed, 2010). Higher seed yield/ha recorded from sown at 20 cm hill spacing and nitrogen fertilizer at a rate of 125 kg N/ha addition (Ali et al., 2012). Seed yield and photosynthesis active increase radiation observation when nitrogen fertilization rates and plant density increased. Maximum seed yield recorded from increasing plant population density with highest nitrogen fertilizer levels (Ali et al., 2013). Plant spacing, nitrogen fertilization levels and genotypes as well as interactions in both seasons and their combined analysis significantly influenced yield and quality traits (Abd El-Satar et al., 2017).

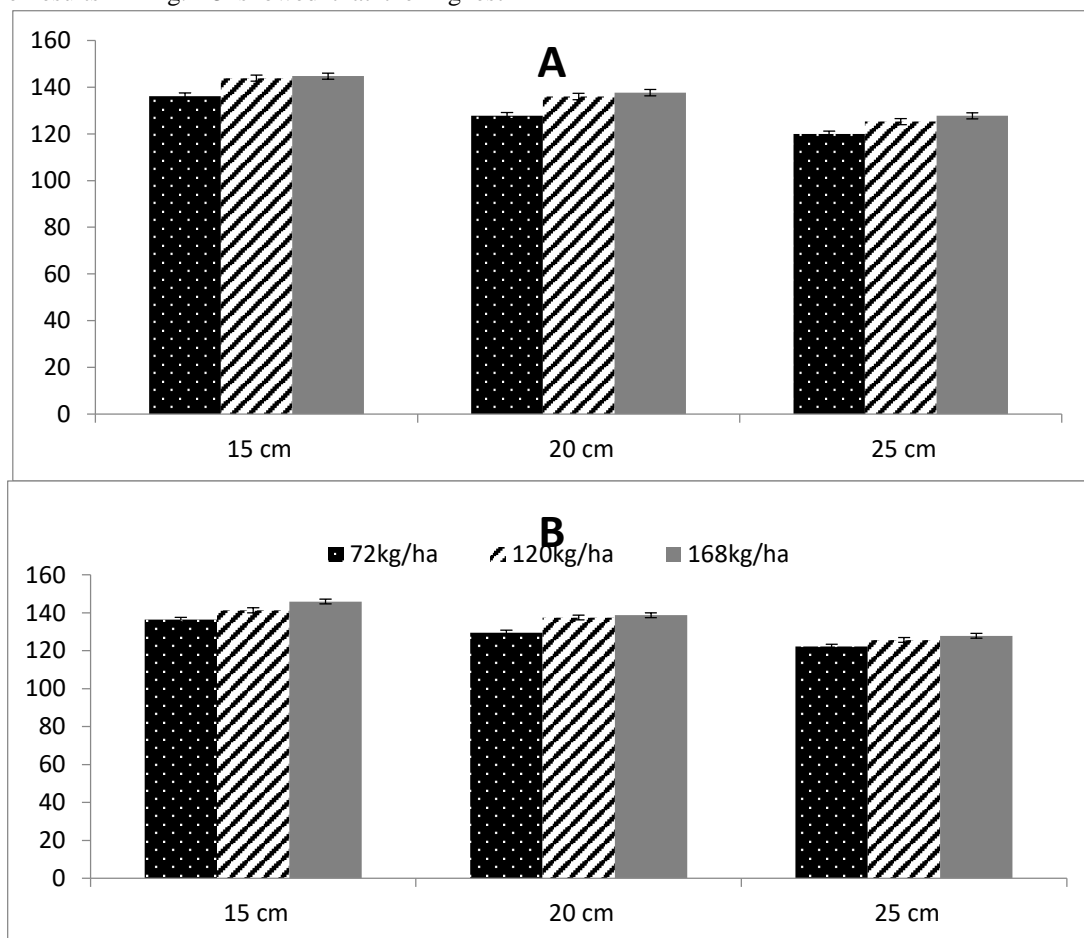


Fig. 11: Average of plant height (cm) as affected by interaction between nitrogen fertilizer rates and hill spacing during two season (A) 2014 and (B) 2015.

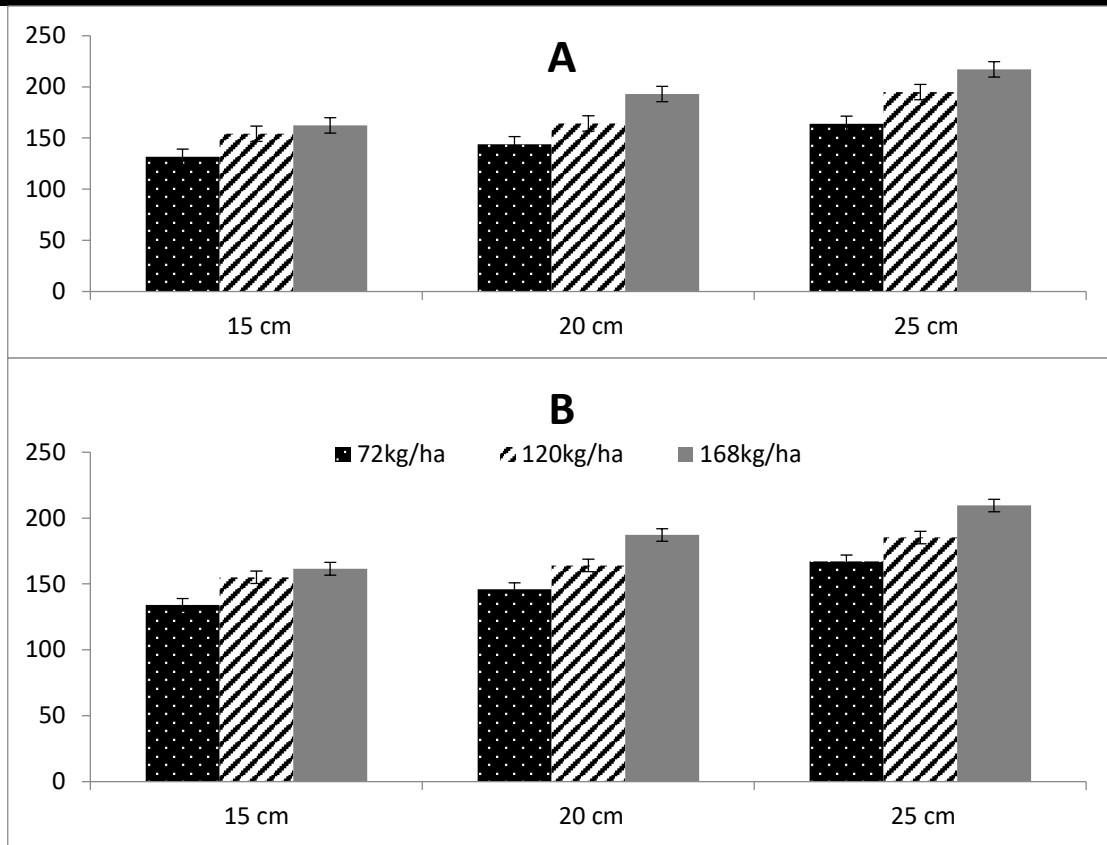


Fig. 12: Average of Leaf area (cm²) as affected by interaction between nitrogen fertilization and plant density during two season (A) 2014 and (B) 2015.

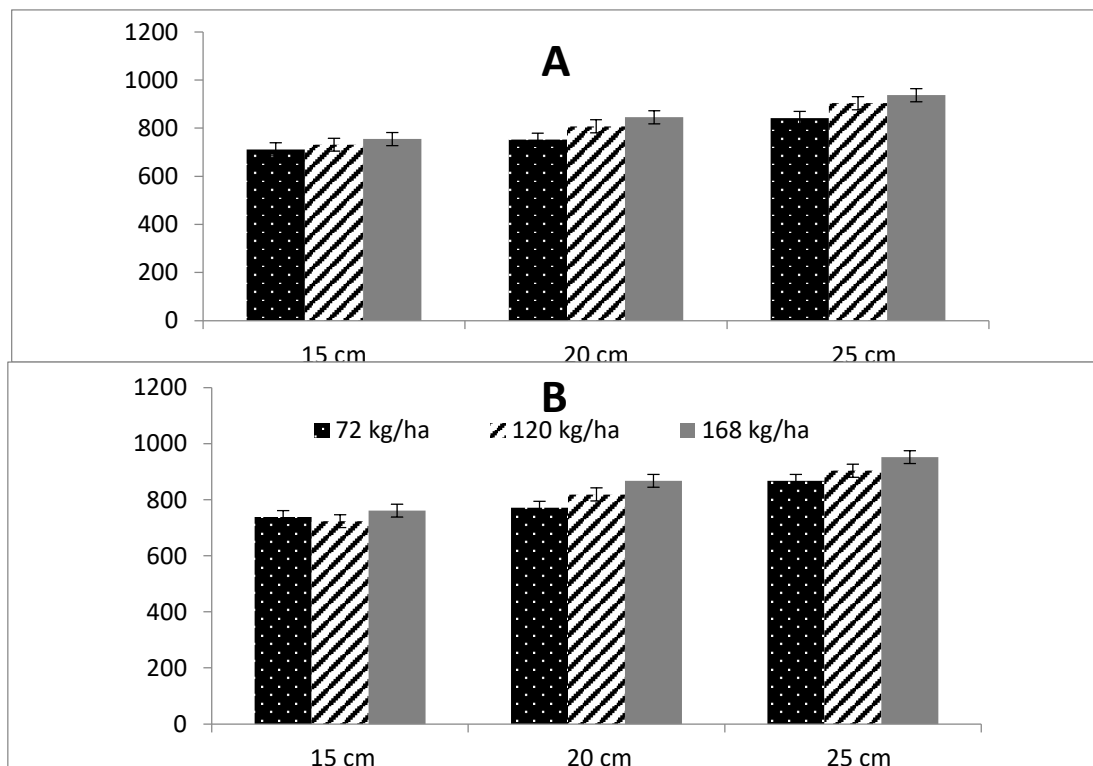


Fig.13: Average of number of achenes/head as affected by interaction between nitrogen fertilization and hill spacing during two season (A) 2014 and (B) 2015.

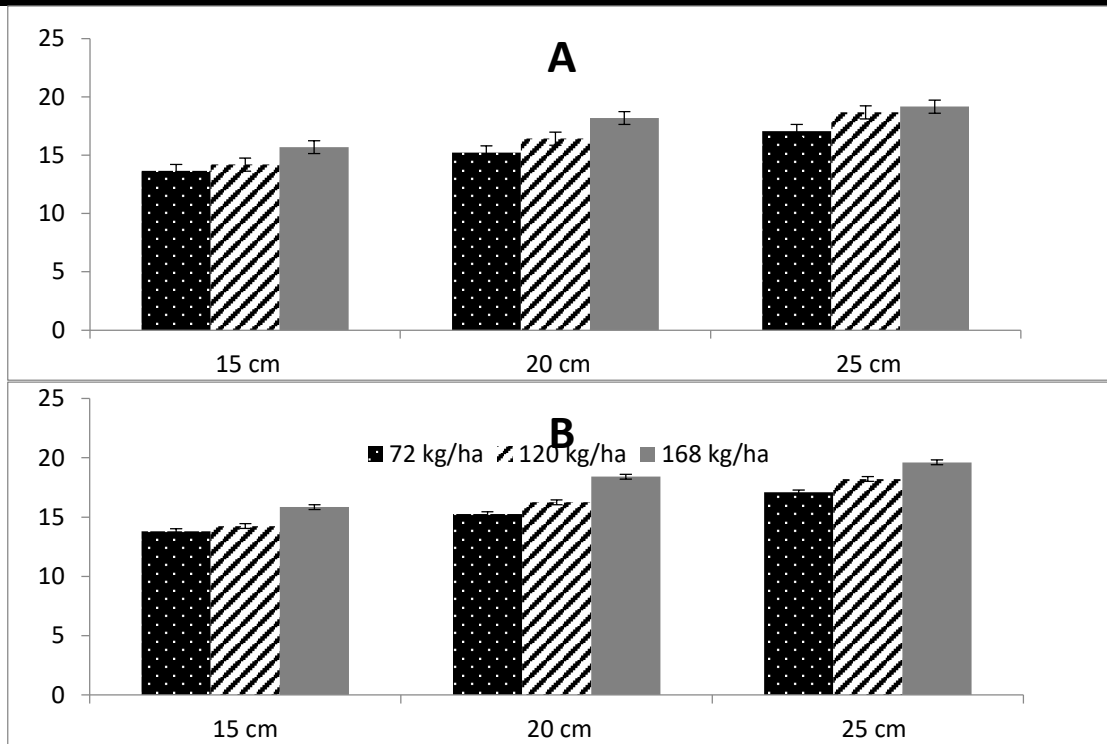


Fig.14: Average of head diameter (cm) as affected by interaction between nitrogen fertilization and plant density during two season (A) 2014 and (B) 2015.

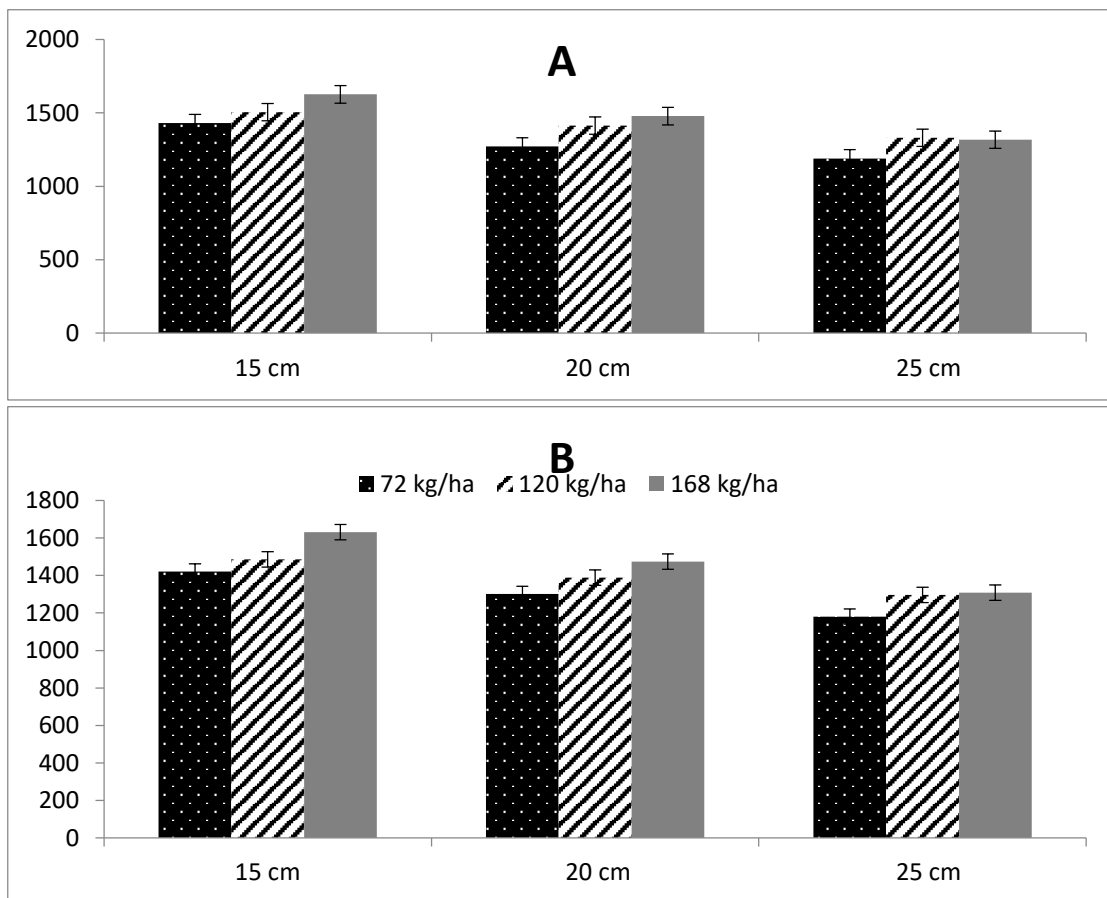


Fig.15: Average of Achene yield/fed (kg) as affected by interaction between nitrogen fertilization and hill spacing during two season (A) 2014 and (B) 2015.

3.4.4. Interaction between cultivars, nitrogen fertilizer rates, and hill spacing:

The interaction between cultivars, nitrogen fertilizer rates, and hill spacing plant height (cm), stem diameter (cm), leaves number/plant, leaf area (cm²), number of achenes/head, head diameter (cm), 1000 achene weight (gm) and achene yield (Kg/ha) insignificantly affected as presented in Tables 1 and 2 in both seasons.

IV. CONCLUSION

It could be concluded that the increases in nitrogen fertilizer rates from 72 to 168 Kg N/ha and sown Nsovak genotype at dense hill spacing of 15 cm between plants maximized seed yield per unit area under the environmental conditions of Egypt.

REFERENCES

- [1] 95 and fatty acid compositions for some sunflower genotypes to plant spacing and nitrogen fertilization. Information Processing in Agriculture. <https://doi.org/10.1016/j.inpa.2017.05.003>
- [2] Ali, A., M. Afza, I. Rasool, S. Hussain and M. Ahmad 2011. Sunflower (*Helianthus annuus* L.) hybrids performance at different plant spacing under agro-ecological conditions of Sargodha, Pakistan. International Conference on Food Engineering and Biotechnology IPCBEE, IACSIT Press, Singapore 9: 317-322. <http://www.ipcbee.com/vol9/61-B30012.pdf>
- [3] Ali, A., A. Ahmed, T. Khaliq, M. Afzal and Z. Iqbal 2012. Achene Yield and Quality Response of Sunflower Hybrids to Nitrogen at Varying Planting Densities. International Conference on Agriculture, Chemical and Environmental Sciences (ICACES'2012) Oct. 6-7, 2012 Dubai (UAE) pp. 73-77. <http://psrcentre.org/images/extraimages/48%201012069.pdf>
- [4] Ali, A., A. Ahmed, T. Khaliq, A. Ali and M. Ahmed 2013. Nitrogen Nutrition and Planting Density Effects on Sunflower Growth and Yield: A Review. Pakistan Journal of Nutrition, 12(12):1024-1035. <http://scialert.net/abstract/?doi=pjn.2013.1024.1035>
- [5] Ali, A., A. Ahmed, T. Khaliq, M. Afzal, Z. Iqbal and R. Qamar 2014. Plant Population and Nitrogen Effects on Achene Yield and Quality of Sunflower (*Helianthus Annuus* L.) Hybrids. International Conference on Agricultural, Environmental and Biological Sciences (AEBS-2014) April 24-25, 2014, Phuket (Thailand). <http://iicbe.org/upload/4834C414001.pdf>
- [6] Allam, A.Y., G.R. El-Nagar and A.H. Galal 2003. Response of two sunflower hybrids to planting dates and densities. Acta Agronomica Hungarica, 51 (1): 25-35. <http://akademai.com/doi/abs/10.1556/AAgr.51.2003.1.4?journalCode=014>
- [7] A.O.A.C., 2007. Official Methods of Analysis. 18th Ed. Association of Official Analytical Chemists, Inc., Gaithersburg, MD, Method 04. <http://www.eoma.aoac.org/>
- [8] Asghar, A., A. Tanveer, M.A. Nadeem, M. Tahir and M. Hussain 2007. Effect of varying planting pattern on growth, achene yield and oil contents of sunflower (*Helianthus annuus* L.). Pak. J. Agri. Sci., 44(3): 449-452. <http://www.pakjas.com.pk/papers/290.pdf>
- [9] Awais, M., A. Wajid, A. Ahmad, M. F. Saleem, M. U. Bashir, U. Saeed, J. Hussain, M. and Habib-ur-Rahman 2015. Nitrogen Fertilization and Narrow Plant Spacing Stimulates Sunflower Productivity. Turk J. Field Crops, 20 (1): 99-108. <http://dergipark.gov.tr/tjfc/issue/17157/179356>
- [10] Ergen, Y. and C. Saglam 2005. Yield and yield characters of different confectionery sunflower varieties in conditions of Tekirdag. Journal of Tekirdag Agricultural Faculty, 2(3): 221-227. <https://doaj.org/article/2f16cf463bbe4dcba2753ad802739c9a>
- [11] Gomez, K.A. and A.A. Gomez 1991. Statistical Procedures in Agricultural Research. John Wiley and Sons, New York, USA. http://pdf.usaid.gov/pdf_docs/PNAAR208.pdf
- [12] Gul, V. and K. Kara 2015. Effects of Different Nitrogen Doses on Yield and Quality Traits of Common Sunflower (*Helianthus Annuus* L.). Turk J. Field Crops, 20(2):159-165. <http://dergipark.gov.tr/tjfc/issue/17158/179368>
- [13] Hussain, S.S., F.A. Misger, A. Kumar and M.H. Baba 2011. Response of nitrogen and sulphur on biological and economic yield of sunflower (*Helianthus annuus* L.). Res. J. Agri. Sci. 2: 308-310. <http://dergipark.gov.tr/download/article-file/158983>
- [14] Iqrasan, Q. A., S.U Khan, S.A. Khan, A. Mehmood, Y. Bibi, A. Sher, H. Khan and M.A. Jenks 2017. Sunflower (*Helianthus annuus*) Hybrids Evaluation for oil Quality and Yield Attributes under Spring Planting Conditions of Haripur, Pakistan. Planta Daninha, 35: e017161596. Doi: 10.1590/S0100-83582017350100003
- [15] Jahangir, A.A., R.K. Mondal, K. Nada, R. S. Afroze and M. A. Hakim 2006. Response of nitrogen and phosphorus fertilizer and plant spacing on growth and yield contributing character of sunflower. Bang. J. Sci. Ind. Res., 41(1-2), 33-40.

- <http://www.banglajol.info/index.php/BJSIR/article/view/258>
- [16] Johnson, B.L. 2002. Dwarf sunflower response to row spacing, stand reduction, and defoliation at different growth stages. Canadian Journal of Plant Science 83: 319-326. <http://www.nrcresearchpress.com/doi/pdf/10.4141/P02-031>
- [17] Killi, F. 2004. Influence of Different Nitrogen Levels on Productivity of Oilseed and Confection Sunflowers (*Helianthus annuus* L.) Under Varying Plant populations. International Journal of Agriculture & Biology, 6(4): 594-598. https://www.fsublishers.org/published_papers/61972_..pdf
- [18] Ishfaq, M., A. Ali, A. Khaliq and M., Yaseen 2009. Algometry, agronomic traits and yield of autumn planted sunflower hybrids under varying row spacing. Pak. J. Agric. Sci. 46: 248-257.
- [19] <http://old.parc.gov.pk/1SubDivisions/NARCCSI/CS1/sunflower.html>
- [20] Osman, E.B.A. and M. M. M. Awed 2010. Response of Sunflower (*Helianthus annuus* L.) to Phosphorus and Nitrogen Fertilization under Different Plant Spacing at New Valley. Ass. Univ. Bull. Environ. Res. 13 (1):11-19. http://www.aun.edu.eg/arabic/society/aubfer/res2_mar_2010.pdf
- [21] Massignam, A. M, S. C. Chapman, G. L. Hammer, and S. Fukai 2009. Physiological determinants of maize and sunflower (*Helianthus annuus* L.) grain yield as affected by nitrogen supply. Field Crops Research 113: 256–267. <https://www.cabdirect.org/cabdirect/abstract/20093248881>
- [22] Mojiri, A and A. A. Arzani 2003. Effects of nitrogen rate and plant density on yield and yield components of sunflower J. Sci. and technology of Agric. And Natural Resources, 7 (2): 115-125.
- [23] http://jstnar.iut.ac.ir/browse.php?a_id=468&sid=1&slc_lang=en
- [24] Mollashahi, M., H. Ganjali and H. Fanaei 2013. Effect of different levels of nitrogen and potassium on yield, yield components and oil content of sunflower. International Journal of Farming and Allied Sciences.2(S): 1237-1240. <http://ijfas.com/wp-content/uploads/2013/12/1237-1240.pdf>
- [25] Nasim, W., A. Ahmad, A. Wajid, J. Akhtar and D. Muhammad 2011. Nitrogen effects on growth and development of sunflower hybrids under agro-climatic conditions of Multan, Pakistan J. Bot., 43(4): 2083-2092. [http://www.pakbs.org/pjbot/PDFs/43\(4\)/PJB43\(4\)2083.pdf](http://www.pakbs.org/pjbot/PDFs/43(4)/PJB43(4)2083.pdf)
- [26] Nasim, W., A. Ahmad, A. Bano, R. Olatinwo, M. Usman, T. Khaliq, A. Wajid, H. M. Hammad, M. Mubeen, and M. Hussain. 2012. Effect of nitrogen on yield and oil quality of sunflower (*Helianthus annuus* L.) hybrids under subhumid conditions of Pakistan. American Journal of Plant Science 3: 243–251. <https://www.scirp.org/journal/PaperInformation.aspx?PaperID=17565>
- [27] Nasim, W., A. Ahmad, S. Ahmad, M. Nadeem, N. Masood, M. Shahid, M. Mubeen, G. Hoogenboom, and S. Fahad 2017. Response of sunflower hybrids to nitrogen application grown under different agro-environments. Journal of Plant Nutrition, 40(1): 82–92.
- [28] <http://www.tandfonline.com/doi/full/10.1080/01904167.2016.1201492?src=recsys>
- [29] Radwan, F.I., M.A. Gomaa, E.E. Kandil and Marim M. Homany 2013. Effect of plant density and bio fertilization on sunflower “*Helianthus annuus*, L” cv. Sakha53 productivity Research Journal of Agriculture and Biological Sciences, 9(6): 287-295. <http://www.aensiweb.net/AENSIWEB/rjabs/rjabs/2013/287-295.pdf>
- [30] Page, A.L., Miller, R.H. & Keeney, D.R. (eds) 1982. Methods of Soil Analysis: Part 2, Chemical and Microbiological Properties. Agronomy Series No 9, American Society of Agronomy, Madison, WI
- [31] Parvender, S., S. Virender and S. Raj 2014. Evaluating productivity potential of spring planted sunflower (*Helianthus annuus*) hybrids in response to sowing time under changing climate scenario. Indian Journal of Agronomy, 59(1):124-132. <http://www.iospress.nl/journal/indian-journal-of-agronomy/>
- [32] Salisbury, F.B. and C.W. Ross 1994. Plant Physiology. Belmont, California: Wadsworth Publishing Company, California Agric. Exp. Station, 1994. <https://www.abebooks.com/Plant-Physiology-F.B-Salisbury-C.W-Ross/8129079659/bd>
- [33] Schneiter, A.A. 1978. Non-destructive leaf area estimation in sunflower, Agronomy Journal, 70:141-142. doi:10.2134/agronj1978.00021962007000010034x
- [34] Smiderle, O.J., S.R.G. Silva and D.R. Schwengber 2007. Productivity of sunflower cultivars in cerrado of roraima. produtividade de cultivares de girassol em cerrado de roraima. Documentos-Embrapa Soja 292: 67-70. http://www.scielo.br/scielo.php?script=sci_arttext&pid=S0044-59672005000300004

- [36] Snedecor G.W. and W.G. Cochran 1980. Statistical Methods, 7th Ed. The Iowa State Univ. Press, Iowa, USA. <https://www.amazon.com/Statistical-Methods-Seventh-isbn-0813815606/dp/B0012S4NIE>
- [37] Süzer, S. 2010. Effects of nitrogen and plant density on dwarf sunflower hybrids. *Helia*, 33(53): 207-214. <http://www.doiserbia.nb.rs/img/doi/1018-1806/2010/1018-18061053207S.pdf>
- [38] Weiss, E.A. 2000. oil seed crops Blackwell Sci. Led. London. 364P. ISBN: 978-0-632-05259-2. <http://eu.wiley.com/WileyCDA/WileyTitle/productCd-0632052597.html>